


# 2

## Limits and Derivatives



## 2.2

# The Limit of a Function

---

# The Limit of a Function

To find the tangent to a curve or the velocity of an object, we now turn our attention to limits in general and numerical and graphical methods for computing them.

Let's investigate the behavior of the function  $f$  defined by  $f(x) = x^2 - x + 2$  for values of  $x$  near 2.

# The Limit of a Function

The following table gives values of  $f(x)$  for values of  $x$  close to 2 but not equal to 2.

$x$	$f(x)$	$x$	$f(x)$
1.0	2.000000	3.0	8.000000
1.5	2.750000	2.5	5.750000
1.8	3.440000	2.2	4.640000
1.9	3.710000	2.1	4.310000
1.95	3.852500	2.05	4.152500
1.99	3.970100	2.01	4.030100
1.995	3.985025	2.005	4.015025
1.999	3.997001	2.001	4.003001

# The Limit of a Function

From the table and the graph of  $f$  (a parabola) shown in Figure 1 we see that when  $x$  is close to 2 (on either side of 2),  $f(x)$  is close to 4.

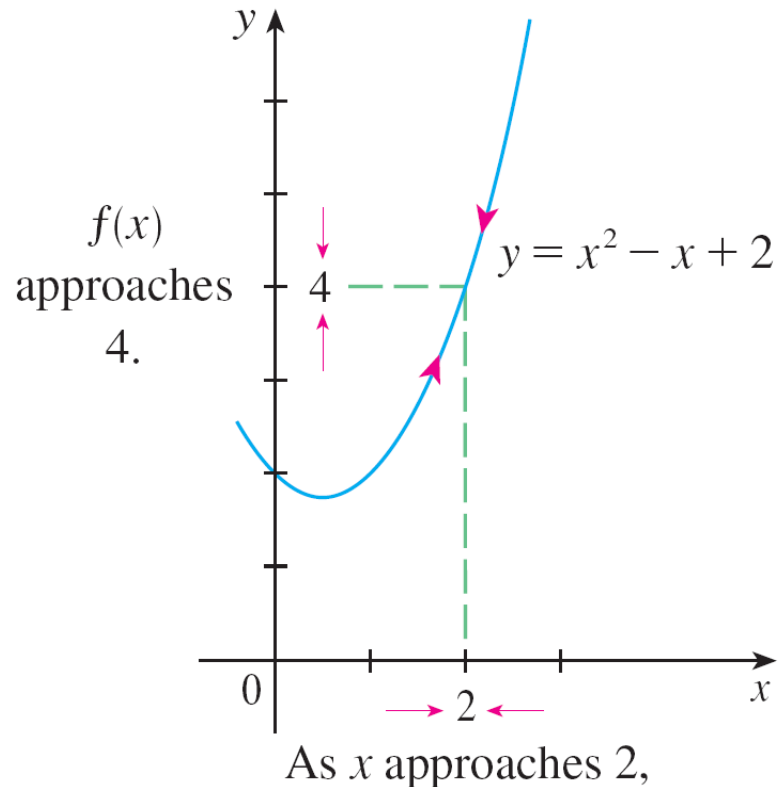


Figure 1

# The Limit of a Function

In fact, it appears that we can make the values of  $f(x)$  as close as we like to 4 by taking  $x$  sufficiently close to 2.

We express this by saying “the limit of the function  $f(x) = x^2 - x + 2$  as  $x$  approaches 2 is equal to 4.”

The notation for this is

$$\lim_{x \rightarrow 2} (x^2 - x + 2) = 4$$

# The Limit of a Function

In general, we use the following notation.

**1** **Definition** We write

$$\lim_{x \rightarrow a} f(x) = L$$

and say “the limit of  $f(x)$ , as  $x$  approaches  $a$ , equals  $L$ ”

if we can make the values of  $f(x)$  arbitrarily close to  $L$  (as close to  $L$  as we like) by taking  $x$  to be sufficiently close to  $a$  (on either side of  $a$ ) but not equal to  $a$ .

This says that the values of  $f(x)$  approach  $L$  as  $x$  approaches  $a$ . In other words, the values of  $f(x)$  tend to get closer and closer to the number  $L$  as  $x$  gets closer and closer to the number  $a$  (from either side of  $a$ ) but  $x \neq a$ .

# The Limit of a Function

An alternative notation for

$$\lim_{x \rightarrow a} f(x) = L$$

is  $f(x) \rightarrow L$  as  $x \rightarrow a$

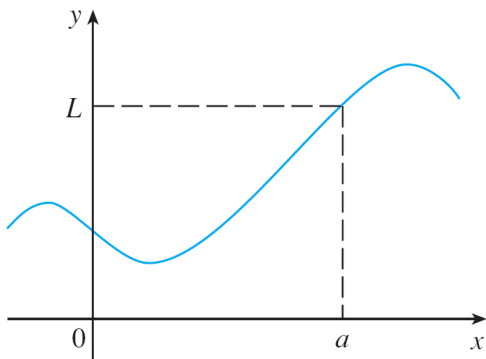
which is usually read “ $f(x)$  approaches  $L$  as  $x$  approaches  $a$ .”

Notice the phrase “but  $x \neq a$ ” in the definition of limit. This means that in finding the limit of  $f(x)$  as  $x$  approaches  $a$ , we never consider  $x = a$ . In fact,  $f(x)$  need not even be defined when  $x = a$ . The only thing that matters is how  $f$  is defined *near*  $a$ .

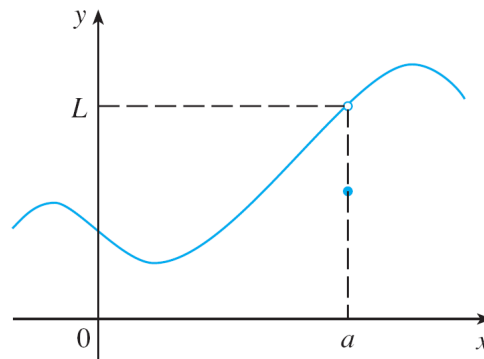
# The Limit of a Function

Figure 2 shows the graphs of three functions. Note that in part (c),  $f(a)$  is not defined and in part (b),  $f(a) \neq L$ .

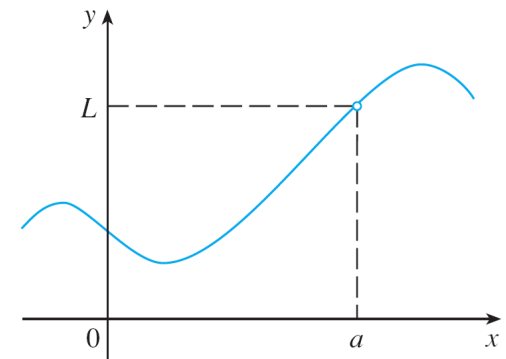
But in each case, regardless of what happens at  $a$ , it is true that  $\lim_{x \rightarrow a} f(x) = L$ .



(a)



(b)



(c)

$\lim_{x \rightarrow a} f(x) = L$  in all three cases

Figure 2

# Example 1

Guess the value of  $\lim_{x \rightarrow 1} \frac{x - 1}{x^2 - 1}$ .

## Solution:

Notice that the function  $f(x) = (x - 1)/(x^2 - 1)$  is not defined when  $x = 1$ , but that doesn't matter because the definition of  $\lim_{x \rightarrow a} f(x)$  says that we consider values of  $x$  that are close to  $a$  but not equal to  $a$ .

# Example 1 – Solution

cont'd

The tables below give values of  $f(x)$  (correct to six decimal places) for values of  $x$  that approach 1 (but are not equal to 1).

$x < 1$	$f(x)$
0.5	0.666667
0.9	0.526316
0.99	0.502513
0.999	0.500250
0.9999	0.500025

$x > 1$	$f(x)$
1.5	0.400000
1.1	0.476190
1.01	0.497512
1.001	0.499750
1.0001	0.499975

On the basis of the values in the tables, we make the guess that

$$\lim_{x \rightarrow 1} \frac{x - 1}{x^2 - 1} = 0.5$$

# The Limit of a Function

Example 1 is illustrated by the graph of  $f$  in Figure 3. Now let's change  $f$  slightly by giving it the value 2 when  $x = 1$  and calling the resulting function  $g$ :

$$g(x) = \begin{cases} \frac{x-1}{x^2-1} & \text{if } x \neq 1 \\ 2 & \text{if } x = 1 \end{cases}$$

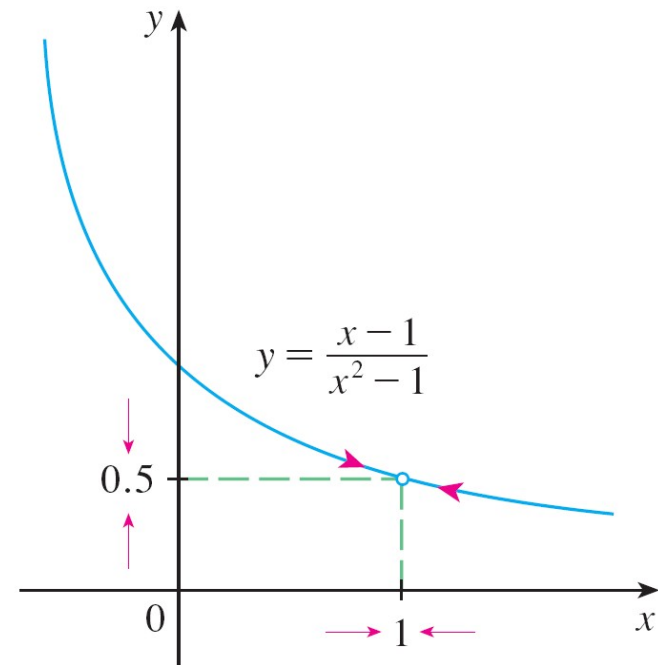


Figure 3

# The Limit of a Function

This new function  $g$  still has the same limit as  $x$  approaches 1. (See Figure 4.)

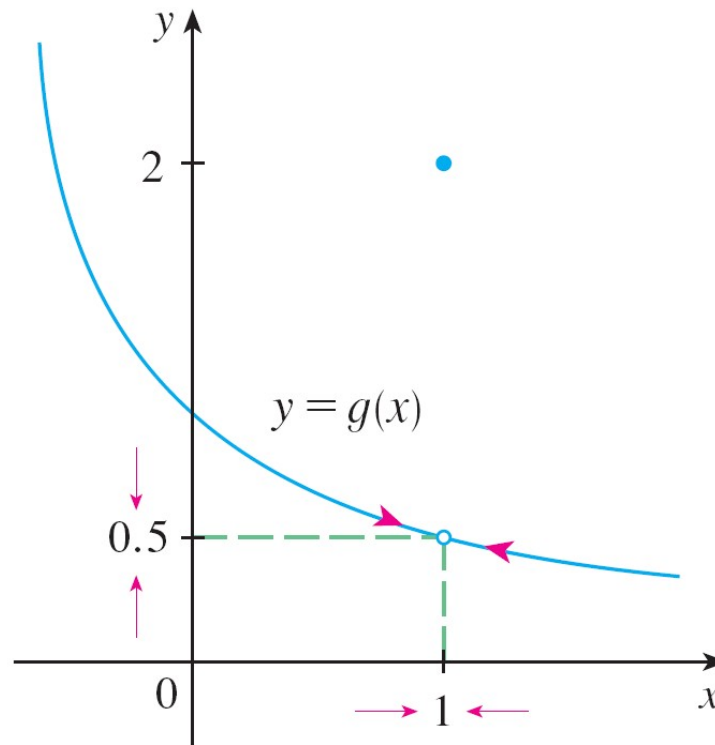


Figure 4



# One-Sided Limits

# One-Sided Limits

The function  $H$  is defined by

$$H(t) = \begin{cases} 0 & \text{if } t < 0 \\ 1 & \text{if } t \geq 0 \end{cases}$$

$H(t)$  approaches 0 as  $t$  approaches 0 from the left and  $H(t)$  approaches 1 as  $t$  approaches 0 from the right.

We indicate this situation symbolically by writing

$$\lim_{t \rightarrow 0^-} H(t) = 0 \quad \text{and} \quad \lim_{t \rightarrow 0^+} H(t) = 1$$

# One-Sided Limits

The symbol “ $t \rightarrow 0^-$ ” indicates that we consider only values of  $t$  that are less than 0.

Likewise, “ $t \rightarrow 0^+$ ” indicates that we consider only values of  $t$  that are greater than 0.

# One-Sided Limits

**2** **Definition** We write

$$\lim_{x \rightarrow a^-} f(x) = L$$

and say the **left-hand limit of  $f(x)$  as  $x$  approaches  $a$**  [or the **limit of  $f(x)$  as  $x$  approaches  $a$  from the left**] is equal to  $L$  if we can make the values of  $f(x)$  arbitrarily close to  $L$  by taking  $x$  to be sufficiently close to  $a$  and  $x$  less than  $a$ .

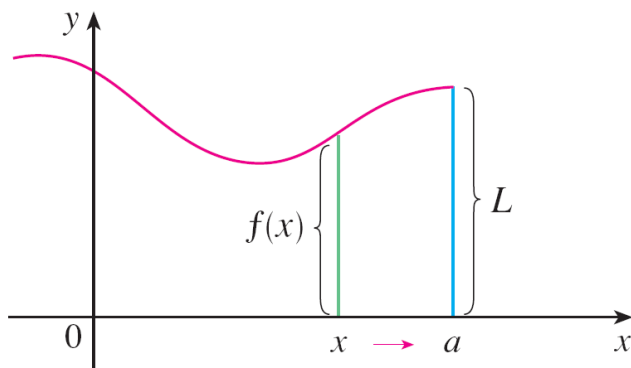
Notice that Definition 2 differs from Definition 1 only in that we require  $x$  to be less than  $a$ .

# One-Sided Limits

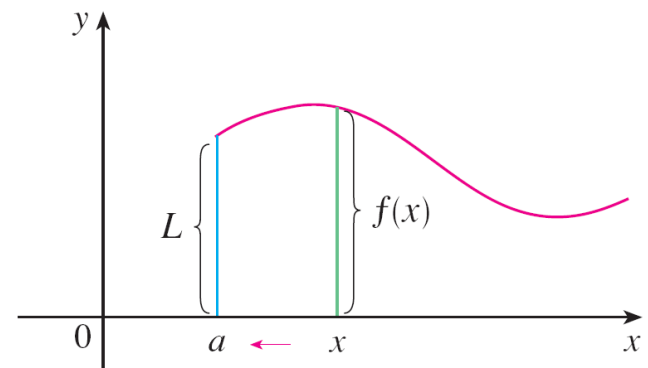
Similarly, if we require that  $x$  be greater than  $a$ , we get “the **right-hand limit of  $f(x)$  as  $x$  approaches  $a$**  is equal to  $L$ ” and we write

$$\lim_{x \rightarrow a^+} f(x) = L$$

Thus the symbol “ $x \rightarrow a^+$ ” means that we consider only  $x > a$ . These definitions are illustrated in Figure 9.



(a)  $\lim_{x \rightarrow a^-} f(x) = L$



(b)  $\lim_{x \rightarrow a^+} f(x) = L$

Figure 9

# One-Sided Limits

By comparing Definition 1 with the definitions of one-sided limits, we see that the following is true.

$$\boxed{3} \quad \lim_{x \rightarrow a} f(x) = L \quad \text{if and only if} \quad \lim_{x \rightarrow a^-} f(x) = L \quad \text{and} \quad \lim_{x \rightarrow a^+} f(x) = L$$

# Example 7

The graph of a function  $g$  is shown in Figure 10. Use it to state the values (if they exist) of the following:

(a)  $\lim_{x \rightarrow 2^-} g(x)$

(b)  $\lim_{x \rightarrow 2^+} g(x)$

(c)  $\lim_{x \rightarrow 2} g(x)$

(d)  $\lim_{x \rightarrow 5^-} g(x)$

(e)  $\lim_{x \rightarrow 5^+} g(x)$

(f)  $\lim_{x \rightarrow 5} g(x)$

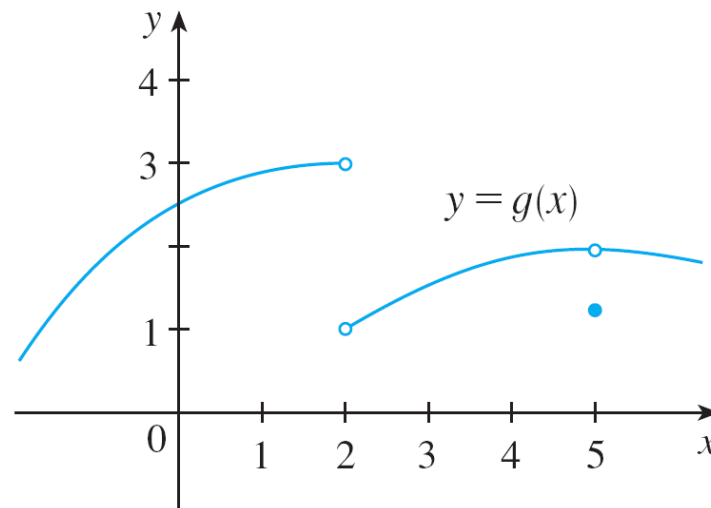


Figure 10

## Example 7 – Solution

From the graph we see that the values of  $g(x)$  approach 3 as  $x$  approaches 2 from the left, but they approach 1 as  $x$  approaches 2 from the right.

Therefore

$$(a) \lim_{x \rightarrow 2^-} g(x) = 3 \quad \text{and} \quad (b) \lim_{x \rightarrow 2^+} g(x) = 1$$

(c) Since the left and right limits are different, we conclude from  $\boxed{3}$  that  $\lim_{x \rightarrow 2} g(x)$  does not exist.

# Example 7 – Solution

cont'd

The graph also shows that

$$(d) \lim_{x \rightarrow 5^-} g(x) = 2 \quad \text{and} \quad (e) \lim_{x \rightarrow 5^+} g(x) = 2$$

(f) This time the left and right limits are the same and so, by

$\boxed{3}$

, we have

$$\lim_{x \rightarrow 5} g(x) = 2$$

Despite this fact, notice that  $g(5) \neq 2$ .



# Infinite Limits

# Infinite Limits

**4 Definition** Let  $f$  be a function defined on both sides of  $a$ , except possibly at  $a$  itself. Then

$$\lim_{x \rightarrow a} f(x) = \infty$$

means that the values of  $f(x)$  can be made arbitrarily large (as large as we please) by taking  $x$  sufficiently close to  $a$ , but not equal to  $a$ .

Another notation for  $\lim_{x \rightarrow a} f(x) = \infty$  is

$$f(x) \rightarrow \infty \text{ as } x \rightarrow a$$

# Infinite Limits

Again, the symbol  $\infty$  is not a number, but the expression  $\lim_{x \rightarrow a} f(x) = \infty$  is often read as

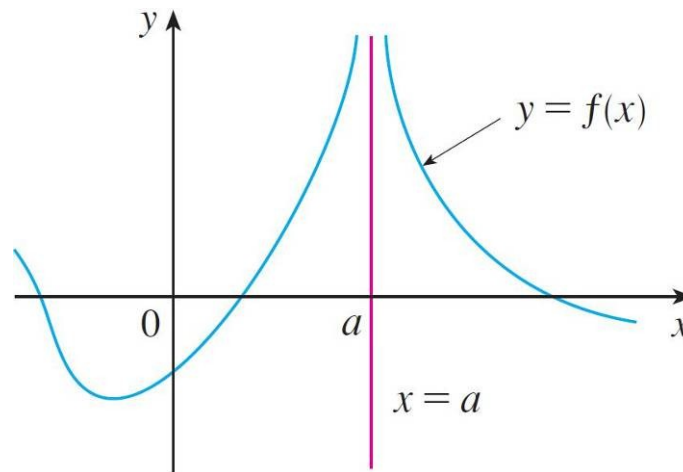
“the limit of  $f(x)$ , as approaches  $a$ , is infinity”

or “ $f(x)$  becomes infinite as approaches  $a$ ”

or “ $f(x)$  increases without bound as approaches  $a$ ”

# Infinite Limits

This definition is illustrated graphically in Figure 12.

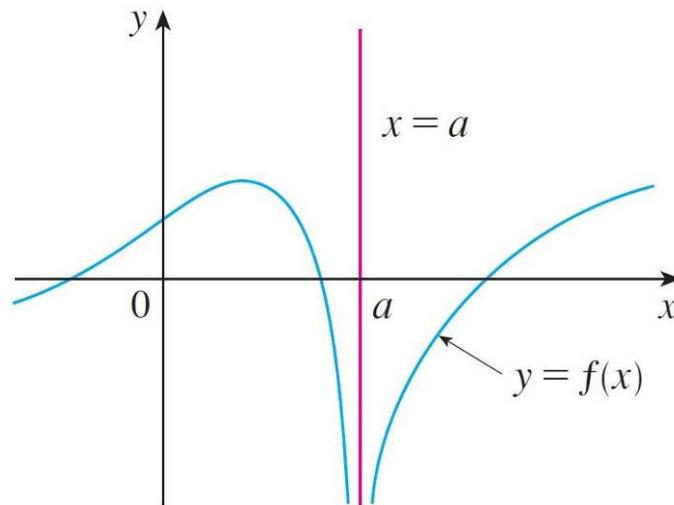


$$\lim_{x \rightarrow a} f(x) = \infty$$

**Figure 12**

# Infinite Limits

A similar sort of limit, for functions that become large negative as  $x$  gets close to  $a$ , is defined in Definition 5 and is illustrated in Figure 13.



$$\lim_{x \rightarrow a} f(x) = -\infty$$

Figure 13

# Infinite Limits

**5 Definition** Let  $f$  be defined on both sides of  $a$ , except possibly at  $a$  itself. Then

$$\lim_{x \rightarrow a} f(x) = -\infty$$

means that the values of  $f(x)$  can be made arbitrarily large negative by taking  $x$  sufficiently close to  $a$ , but not equal to  $a$ .

The symbol  $\lim_{x \rightarrow a} f(x) = -\infty$  can be read as “the limit of  $f(x)$ , as  $x$  approaches  $a$ , is negative infinity” or “ $f(x)$  decreases without bound as  $x$  approaches  $a$ .” As an example we have

$$\lim_{x \rightarrow 0} \left( -\frac{1}{x^2} \right) = -\infty$$

# Infinite Limits

Similar definitions can be given for the one-sided infinite limits

$$\lim_{x \rightarrow a^-} f(x) = \infty$$

$$\lim_{x \rightarrow a^+} f(x) = \infty$$

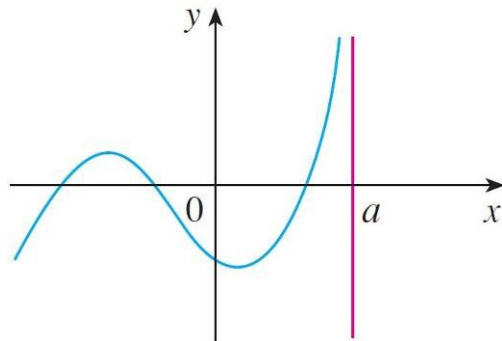
$$\lim_{x \rightarrow a^-} f(x) = -\infty$$

$$\lim_{x \rightarrow a^+} f(x) = -\infty$$

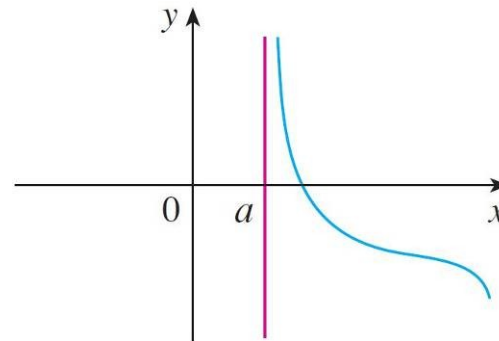
remembering that “ $x \rightarrow a^-$ ” means that we consider only values of  $x$  that are less than  $a$ , and similarly “ $x \rightarrow a^+$ ” means that we consider only  $x > a$ .

# Infinite Limits

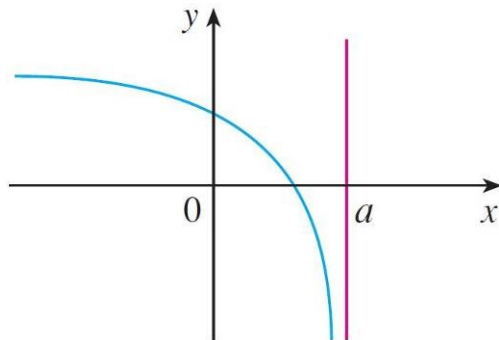
Illustrations of these four cases are given in Figure 14.



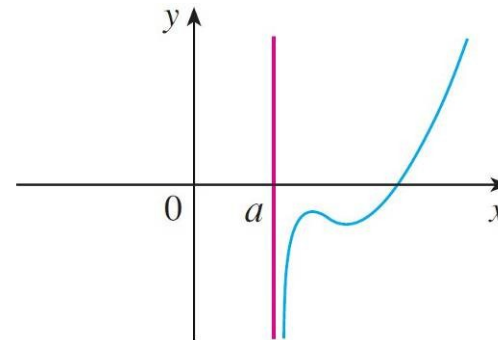
$$(a) \lim_{x \rightarrow a^-} f(x) = \infty$$



$$(b) \lim_{x \rightarrow a^+} f(x) = \infty$$



$$(c) \lim_{x \rightarrow a^-} f(x) = -\infty$$



$$(d) \lim_{x \rightarrow a^+} f(x) = -\infty$$

Figure 14

# Infinite Limits

**6 Definition** The line  $x = a$  is called a **vertical asymptote** of the curve  $y = f(x)$  if at least one of the following statements is true:

$$\lim_{x \rightarrow a} f(x) = \infty$$

$$\lim_{x \rightarrow a^-} f(x) = \infty$$

$$\lim_{x \rightarrow a^+} f(x) = \infty$$

$$\lim_{x \rightarrow a} f(x) = -\infty$$

$$\lim_{x \rightarrow a^-} f(x) = -\infty$$

$$\lim_{x \rightarrow a^+} f(x) = -\infty$$

# Example 10

Find the vertical asymptotes of  $f(x) = \tan x$ .

**Solution:**

Because

$$\tan x = \frac{\sin x}{\cos x}$$

there are potential vertical asymptotes where  $\cos x = 0$ .

In fact, since  $\cos x \rightarrow 0^+$  as  $x \rightarrow (\pi/2)^-$  and  $\cos x \rightarrow 0^-$  as  $x \rightarrow (\pi/2)^+$ , whereas  $\sin x$  is positive when  $x$  is near  $\pi/2$ , we have

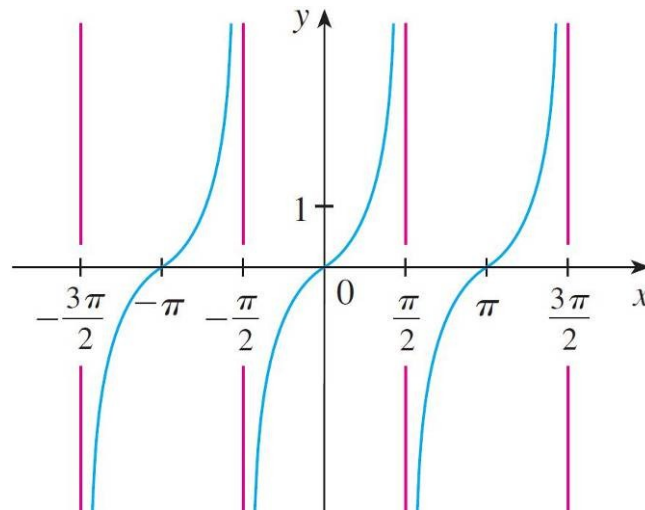
$$\lim_{x \rightarrow (\pi/2)^-} \tan x = \infty \quad \text{and} \quad \lim_{x \rightarrow (\pi/2)^+} \tan x = -\infty$$

# Example 10 – Solution

cont'd

This shows that the line  $x = \pi/2$  is a vertical asymptote. Similar reasoning shows that the lines  $x = (2n + 1)\pi/2$ , where  $n$  is an integer, are all vertical asymptotes of  $f(x) = \tan x$ .

The graph in Figure 16 confirms this.



$$y = \tan x$$

Figure 16