

# 7

# Techniques of Integration



## 7.7

# Approximate Integration

---

# Approximate Integration

There are two situations in which it is impossible to find the exact value of a definite integral.

The first situation arises from the fact that in order to evaluate  $\int_a^b f(x) dx$  using the Fundamental Theorem of Calculus we need to know an antiderivative of  $f$ .

Sometimes, however, it is difficult, or even impossible, to find an antiderivative. For example, it is impossible to evaluate the following integrals exactly:

$$\int_0^1 e^{x^2} dx \qquad \int_{-1}^1 \sqrt{1+x^3} dx$$

# Approximate Integration

The second situation arises when the function is determined from a scientific experiment through instrument readings or collected data.

There may be no formula for the function.

In both cases we need to find approximate values of definite integrals. We already know one such method.

# Approximate Integration

Recall that the definite integral is defined as a limit of Riemann sums, so any Riemann sum could be used as an approximation to the integral: If we divide  $[a, b]$  into  $n$  subintervals of equal length  $\Delta x = (b - a)/n$ , then we have

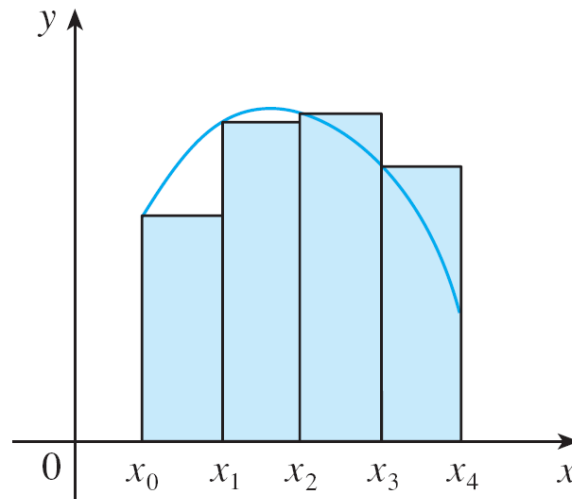
$$\int_a^b f(x) dx \approx \sum_{i=1}^n f(x_i^*) \Delta x$$

where  $x_i^*$  is any point in the  $i$ th subinterval  $[x_{i-1}, x_i]$ . If  $x_i^*$  is chosen to be the left endpoint of the interval, then  $x_i^* = x_{i-1}$  and we have

$$\boxed{1} \quad \int_a^b f(x) dx \approx L_n = \sum_{i=1}^n f(x_{i-1}) \Delta x$$

# Approximate Integration

If  $f(x) \geq 0$ , then the integral represents an area and  $\boxed{1}$  represents an approximation of this area by the rectangles shown in Figure 1(a).



Left endpoint approximation

Figure 1(a)

# Approximate Integration

If we choose  $x_i^*$  to be the right endpoint, then  $x_i^* = x_i$  and we have

$$\boxed{2} \quad \int_a^b f(x) dx \approx R_n = \sum_{i=1}^n f(x_i) \Delta x$$

[See Figure 1(b).]

The approximations  $L_n$  and  $R_n$  defined by Equations 1 and 2 are called the **left endpoint approximation** and **right endpoint approximation**, respectively.

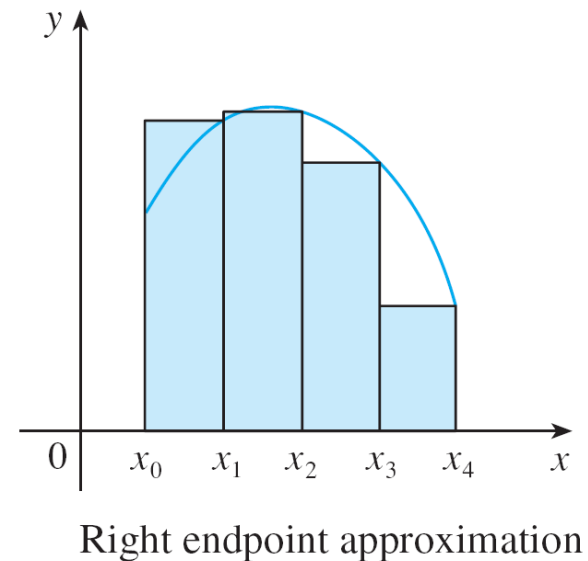
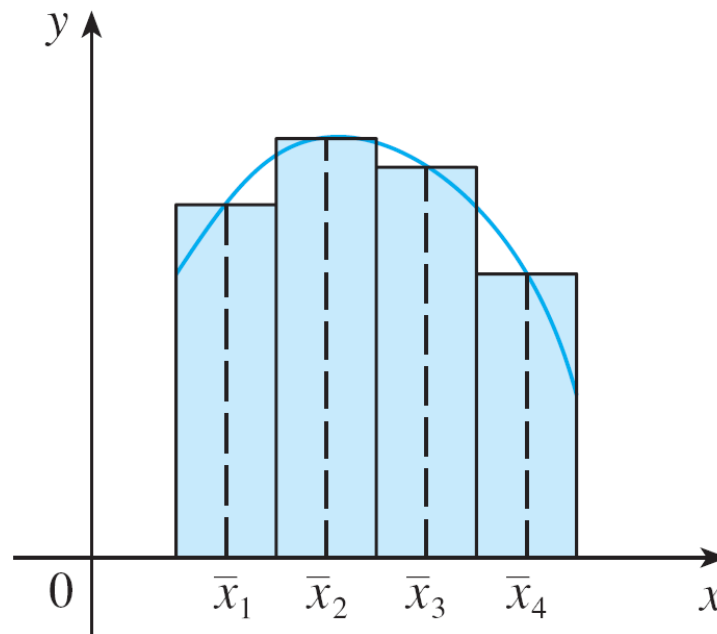


Figure 1(b)

# Approximate Integration

We also considered the case where  $x_i^*$  is chosen to be the midpoint  $\bar{x}_i$  of the subinterval  $[x_{i-1}, x_i]$ . Figure 1(c) shows the midpoint approximation  $M_n$ , which appears to be better than either  $L_n$  or  $R_n$ .



Midpoint approximation

Figure 1(c)

# Approximate Integration

## Midpoint Rule

$$\int_a^b f(x) dx \approx M_n = \Delta x [f(\bar{x}_1) + f(\bar{x}_2) + \cdots + f(\bar{x}_n)]$$

where

$$\Delta x = \frac{b - a}{n}$$

and

$$\bar{x}_i = \frac{1}{2}(x_{i-1} + x_i) = \text{midpoint of } [x_{i-1}, x_i]$$

# Approximate Integration

Another approximation, called the Trapezoidal Rule, results from averaging the approximations in Equations 1 and 2:

$$\begin{aligned}\int_a^b f(x) dx &\approx \frac{1}{2} \left[ \sum_{i=1}^n f(x_{i-1}) \Delta x + \sum_{i=1}^n f(x_i) \Delta x \right] = \frac{\Delta x}{2} \left[ \sum_{i=1}^n (f(x_{i-1}) + f(x_i)) \right] \\ &= \frac{\Delta x}{2} [(f(x_0) + f(x_1)) + (f(x_1) + f(x_2)) + \cdots + (f(x_{n-1}) + f(x_n))] \\ &= \frac{\Delta x}{2} [f(x_0) + 2f(x_1) + 2f(x_2) + \cdots + 2f(x_{n-1}) + f(x_n)]\end{aligned}$$

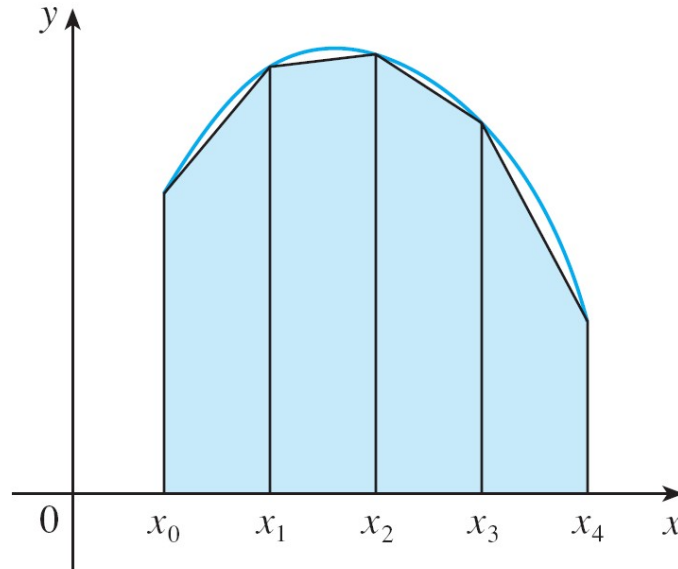
## Trapezoidal Rule

$$\int_a^b f(x) dx \approx T_n = \frac{\Delta x}{2} [f(x_0) + 2f(x_1) + 2f(x_2) + \cdots + 2f(x_{n-1}) + f(x_n)]$$

where  $\Delta x = (b - a)/n$  and  $x_i = a + i \Delta x$ .

# Approximate Integration

The reason for the name Trapezoidal Rule can be seen from Figure 2, which illustrates the case with  $f(x) \geq 0$  and  $n = 4$ .



Trapezoidal  
approximation  
Figure 2

# Approximate Integration

The area of the trapezoid that lies above the  $i$ th subinterval is

$$\Delta x \left( \frac{f(x_{i-1}) + f(x_i)}{2} \right) = \frac{\Delta x}{2} [f(x_{i-1}) + f(x_i)]$$

and if we add the areas of all these trapezoids, we get the right side of the Trapezoidal Rule.

# Example 1

Use (a) the Trapezoidal Rule and (b) the Midpoint Rule with  $n = 5$  to approximate the integral  $\int_1^2 (1/x) dx$ .

**Solution:**

(a) With  $n = 5$ ,  $a = 1$  and  $b = 2$ , we have

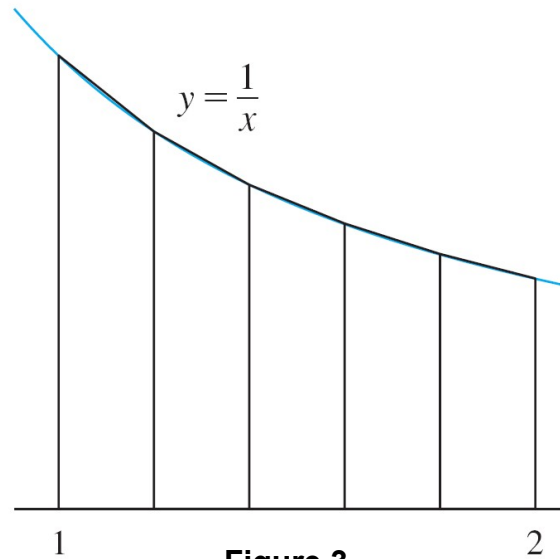
$\Delta x = (2 - 1)/5 = 0.2$ , and so the Trapezoidal Rule gives

$$\begin{aligned}\int_1^2 \frac{1}{x} dx &\approx T_5 = \frac{0.2}{2} [f(1) + 2f(1.2) + 2f(1.4) + 2f(1.6) + 2f(1.8) + f(2)] \\ &= 0.1 \left( \frac{1}{1} + \frac{2}{1.2} + \frac{2}{1.4} + \frac{2}{1.6} + \frac{2}{1.8} + \frac{1}{2} \right) \\ &\approx 0.695635\end{aligned}$$

# Example 1 – *Solution*

cont'd

This approximation is illustrated in Figure 3.



# Example 1 – Solution

cont'd

(b) The midpoints of the five subintervals are 1.1, 1.3, 1.5, 1.7, and 1.9, so the Midpoint Rule gives

$$\int_1^2 \frac{1}{x} dx \approx \Delta x [f(1.1) + f(1.3) + f(1.5) + f(1.7) + f(1.9)]$$

$$= \frac{1}{5} \left( \frac{1}{1.1} + \frac{1}{1.3} + \frac{1}{1.5} + \frac{1}{1.7} + \frac{1}{1.9} \right)$$

$$\approx 0.691908$$

This approximation is illustrated in Figure 4.

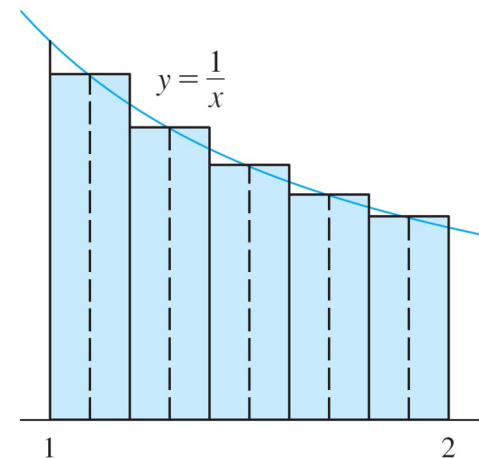


Figure 4

# Approximate Integration

In Example 1 we deliberately chose an integral whose value can be computed explicitly so that we can see how accurate the Trapezoidal and Midpoint Rules are.

By the fundamental Theorem of Calculus,

$$\int_1^2 \frac{1}{x} dx = \ln x \Big|_1^2 = \ln 2 = 0.693147 \dots$$

The **error** in using an approximation is defined to be the amount that needs to be added to the approximation to make it exact.

# Approximate Integration

From the values in Example 1 we see that the errors in the Trapezoidal and Midpoint Rule approximations for  $n = 5$  are

$$E_T \approx -0.002488 \quad \text{and} \quad E_M \approx 0.001239$$

In general, we have

$$E_T = \int_a^b f(x) dx - T_n \quad \text{and} \quad E_M = \int_a^b f(x) dx - M_n$$

# Approximate Integration

The following tables show the results of calculations similar to those in Example 1, but for  $n = 5, 10,$  and  $20$  and for the left and right endpoint approximations as well as the Trapezoidal and Midpoint Rules.

Approximations to  $\int_1^2 \frac{1}{x} dx$

$n$	$L_n$	$R_n$	$T_n$	$M_n$
5	0.745635	0.645635	0.695635	0.691908
10	0.718771	0.668771	0.693771	0.692835
20	0.705803	0.680803	0.693303	0.693069

Corresponding errors

$n$	$E_L$	$E_R$	$E_T$	$E_M$
5	-0.052488	0.047512	-0.002488	0.001239
10	-0.025624	0.024376	-0.000624	0.000312
20	-0.012656	0.012344	-0.000156	0.000078

# Approximate Integration

We can make several observations from these tables:

1. In all of the methods we get more accurate approximations when we increase the value of  $n$ .  
(But very large values of  $n$  result in so many arithmetic operations that we have to beware of accumulated round-off error.)
2. The errors in the left and right endpoint approximations are opposite in sign and appear to decrease by a factor of about 2 when we double the value of  $n$ .

# Approximate Integration

3. The Trapezoidal and Midpoint Rules are much more accurate than the endpoint approximations.
4. The errors in the Trapezoidal and Midpoint Rules are opposite in sign and appear to decrease by a factor of about 4 when we double the value of  $n$ .
5. The size of the error in the Midpoint Rule is about half the size of the error in the Trapezoidal Rule.

# Approximate Integration

**3 Error Bounds** Suppose  $|f''(x)| \leq K$  for  $a \leq x \leq b$ . If  $E_T$  and  $E_M$  are the errors in the Trapezoidal and Midpoint Rules, then

$$|E_T| \leq \frac{K(b-a)^3}{12n^2} \quad \text{and} \quad |E_M| \leq \frac{K(b-a)^3}{24n^2}$$

Let's apply this error estimate to the Trapezoidal Rule approximation in Example 1.

If  $f(x) = 1/x$ , then  $f'(x) = -1/x^2$  and  $f''(x) = 2/x^3$ .

# Approximate Integration

Since  $1 \leq x \leq 2$ , we have  $1/x \leq 1$ , so

$$|f''(x)| = \left| \frac{2}{x^3} \right| \leq \frac{2}{1^3} = 2$$

Therefore, taking  $K = 2$ ,  $a = 1$ ,  $b = 2$ , and  $n = 5$  in the error estimate [3], we see that

$$|E_T| \leq \frac{2(2-1)^3}{12(5)^2} = \frac{1}{150} \approx 0.006667$$

Comparing this error estimate of 0.006667 with the actual error of about 0.002488, we see that it can happen that the actual error is substantially less than the upper bound for the error given by [3].



# Simpson's Rule

# Simpson's Rule

Another rule for approximate integration results from using parabolas instead of straight line segments to approximate a curve.

As before, we divide  $[a, b]$  into  $n$  subintervals of equal length  $h = \Delta x = (b - a)/n$ , but this time we assume that  $n$  is an *even* number.

# Simpson's Rule

Then on each consecutive pair of intervals we approximate the curve  $y = f(x) \geq 0$  by a parabola as shown in Figure 7.

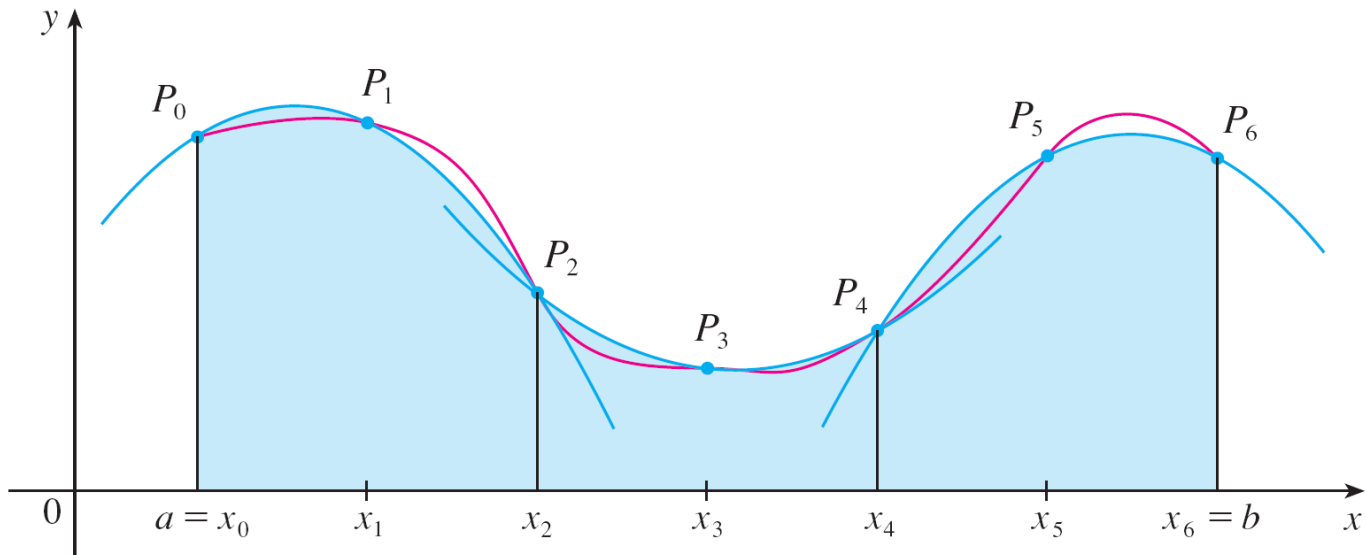


Figure 7

If  $y_i = f(x_i)$ , then  $P_i(x_i, y_i)$  is the point on the curve lying above  $x_i$ .

# Simpson's Rule

A typical parabola passes through three consecutive points  $P_i$ ,  $P_{i+1}$ , and  $P_{i+2}$ .

To simplify our calculations, we first consider the case where  $x_0 = -h$ ,  $x_1 = 0$ , and  $x_2 = h$ . (See Figure 8.)

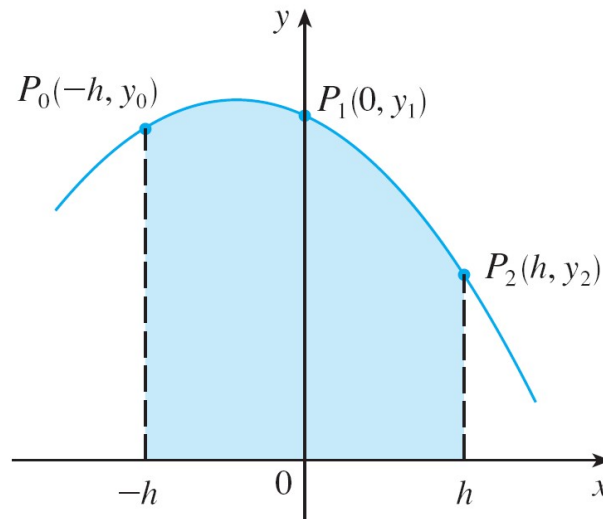


Figure 8

# Simpson's Rule

We know that the equation of the parabola through  $P_0$ ,  $P_1$ , and  $P_2$  is of the form  $y = Ax^2 + Bx + C$  and so the area under the parabola from  $x = -h$  to  $x = h$  is

$$\begin{aligned}\int_{-h}^h (Ax^2 + Bx + C) dx &= 2 \int_0^h (Ax^2 + C) dx \\ &= 2 \left[ A \frac{x^3}{3} + Cx \right]_0^h \\ &= 2 \left( A \frac{h^3}{3} + Ch \right) = \frac{h}{3} (2Ah^2 + 6C)\end{aligned}$$

# Simpson's Rule

But, since the parabola passes through  $P_0(-h, y_0)$ ,  $P_1(0, y_1)$ , and  $P_2(h, y_2)$ , we have

$$y_0 = A(-h)^2 + B(-h) + C = Ah^2 - Bh + C$$

$$y_1 = C$$

$$y_2 = Ah^2 + Bh + C$$

and therefore  $y_0 + 4y_1 + y_2 = 2Ah^2 + 6C$

Thus we can rewrite the area under the parabola as

$$\frac{h}{3} (y_0 + 4y_1 + y_2)$$

# Simpson's Rule

Now, by shifting this parabola horizontally we do not change the area under it.

This means that the area under the parabola through  $P_0$ ,  $P_1$ , and  $P_2$  from  $x = x_0$  to  $x = x_2$  in Figure 7 is still

$$\frac{h}{3} (y_0 + 4y_1 + y_2)$$

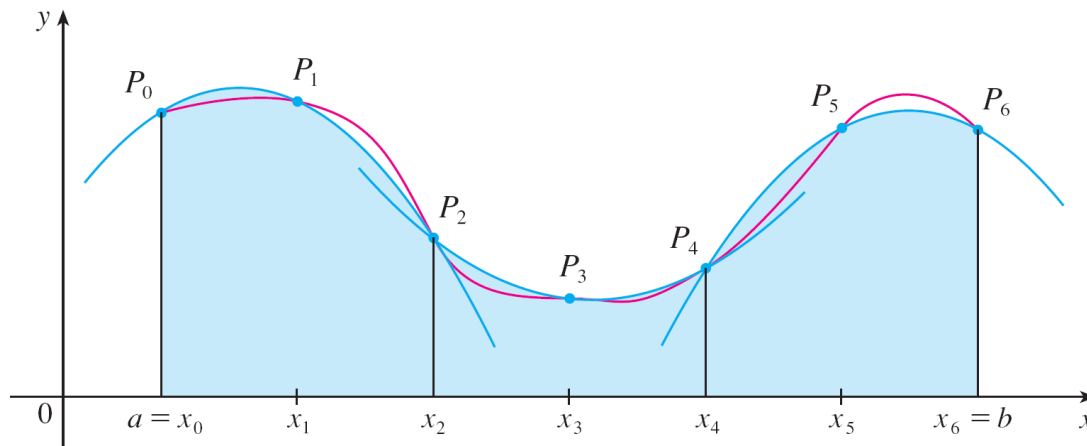


Figure 7

# Simpson's Rule

Similarly, the area under the parabola through  $P_2$ ,  $P_3$ , and  $P_4$  from  $x = x_2$  to  $x = x_4$  is

$$\frac{h}{3} (y_2 + 4y_3 + y_4)$$

If we compute the areas under all the parabolas in this manner and add the results, we get

$$\begin{aligned} \int_a^b f(x) dx &\approx \frac{h}{3} (y_0 + 4y_1 + y_2) + \frac{h}{3} (y_2 + 4y_3 + y_4) + \cdots + \frac{h}{3} (y_{n-2} + 4y_{n-1} + y_n) \\ &= \frac{h}{3} (y_0 + 4y_1 + 2y_2 + 4y_3 + 2y_4 + \cdots + 2y_{n-2} + 4y_{n-1} + y_n) \end{aligned}$$

# Simpson's Rule

Although we have derived this approximation for the case in which  $f(x) \geq 0$ , it is a reasonable approximation for any continuous function  $f$  and is called Simpson's Rule after the English mathematician Thomas Simpson (1710–1761).

Note the pattern of coefficients:

1, 4, 2, 4, 2, 4, 2, . . . , 4, 2, 4, 1.

## Simpson's Rule

$$\int_a^b f(x) dx \approx S_n = \frac{\Delta x}{3} [f(x_0) + 4f(x_1) + 2f(x_2) + 4f(x_3) + \cdots \\ + 2f(x_{n-2}) + 4f(x_{n-1}) + f(x_n)]$$

where  $n$  is even and  $\Delta x = (b - a)/n$ .

# Example 4

Use Simpson's Rule with  $n = 10$  to approximate  $\int_1^2 (1/x) dx$ .

**Solution:**

Putting  $f(x) = 1/x$ ,  $n = 10$ , and  $\Delta x = 0.1$  in Simpson's Rule, we obtain

$$\begin{aligned}\int_1^2 \frac{1}{x} dx &\approx S_{10} \\ &= \frac{\Delta x}{3} [f(1) + 4f(1.1) + 2f(1.2) + 4f(1.3) + \cdots + 2f(1.8) + 4f(1.9) + f(2)] \\ &= \frac{0.1}{3} \left( \frac{1}{1} + \frac{4}{1.1} + \frac{2}{1.2} + \frac{4}{1.3} + \frac{2}{1.4} + \frac{4}{1.5} + \frac{2}{1.6} + \frac{4}{1.7} + \frac{2}{1.8} + \frac{4}{1.9} + \frac{1}{2} \right) \\ &\approx 0.693150\end{aligned}$$

# Simpson's Rule

The Trapezoidal Rule or Simpson's Rule can still be used to find an approximate value for  $\int_a^b y dx$ , the integral of  $y$  with respect to  $x$ .

The table below shows how Simpson's Rule compares with the Midpoint Rule for the integral  $\int_1^2 (1/x) dx$ , whose true value is about 0.69314718.

The second table shows how the error  $E_s$  in Simpson's Rule decreases by a factor of about 16 when  $n$  is doubled.

$n$	$M_n$	$S_n$
4	0.69121989	0.69315453
8	0.69266055	0.69314765
16	0.69302521	0.69314721

$n$	$E_M$	$E_S$
4	0.00192729	-0.00000735
8	0.00048663	-0.00000047
16	0.00012197	-0.00000003

# Simpson's Rule

That is consistent with the appearance of  $n^4$  in the denominator of the following error estimate for Simpson's Rule.

It is similar to the estimates given in [3] for the Trapezoidal and Midpoint Rules, but it uses the fourth derivative of  $f$ .

**4 Error Bound for Simpson's Rule** Suppose that  $|f^{(4)}(x)| \leq K$  for  $a \leq x \leq b$ . If  $E_s$  is the error involved in using Simpson's Rule, then

$$|E_s| \leq \frac{K(b-a)^5}{180n^4}$$